



Sterling Brass Fittings

L130

Straight Coupling



8 mm

10 mm

15 mm

22 mm

28 mm

15 x 8 mm

15 x 10 mm

15 x 12 mm

22 x 15 mm

L130 TC

Straight Tap Connector



15 mm x 1/2"

22 mm x 3/4"

L134

Male Iron Straight



8 mm x 1/4"

10 mm x 1/4"

15 mm x 1/2"

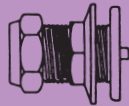
22 mm x 3/4"

22 mm x 1"

28 mm x 1"

L137

Flanged Tank Connector



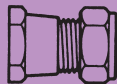
15 mm

22 mm

28 mm

L138

Female Iron Straight



8 mm x 1/4"

10 mm x 1/4"

15 mm x 1/2"

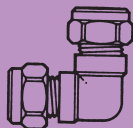
22 mm x 3/4"

22 mm x 1"

28 mm x 1"

L139

Equal Elbow



8 mm

10 mm

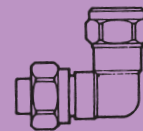
15 mm

22 mm

28 mm

L139 TC

Bent Tap Connector



15 mm x 1/2"

22 mm x 3/4"

L145

Male Iron Elbow



15 mm x 1/2"

22 mm x 3/4"

22 mm x 1"

28 mm x 1"

L147

Female Iron Elbow



15 mm x 1/2"

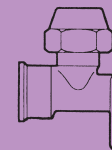
22 mm x 3/4"

22 mm x 1"

28 mm x 1"

L149

Wallplate Elbow

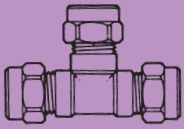


15 mm x 1/2"

Lamontite Standard Size Brass and DZR Compression Fittings Type 'A' – Sterling Brass/Sterling DZR Ranges

L150

Equal Tee



8 mm

10 mm

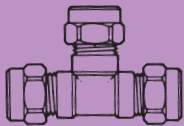
15 mm

22 mm

28 mm

L151

Reducing Tee



22 x 22 x 15 mm

28 x 28 x 22 mm

22 x 15 x 22 mm

22 x 15 x 15 mm

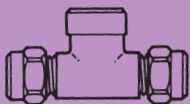
15 x 15 mm x 1/2"

22 x 22 mm x 1/2"

L167

Tees

cu x cu x fi



15 x 15 mm x 1/2"

22 x 22 mm x 1/2"

L905

Compression Olives



8 mm

10 mm

15 mm

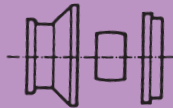
22 mm

28 mm

3/4"

L908

Reducing Set



15 x 10 mm

15 x 12 mm

22 x 15 mm

L916

Stop End



15 mm

22 mm

Sterling DZR Fittings

L130 DR

Straight Coupling

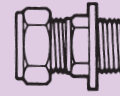


15 mm

22 mm

L134 DR

Male Iron Straight



15 mm x 1/2"

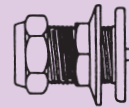
22 mm x 3/4"

22 mm x 1"

28 mm x 1"

L137 DR

Flanged Tank Connector



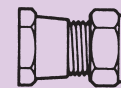
15 mm

22 mm

28 mm

L138 DR

Female Iron Straight



15 mm x 1/2"

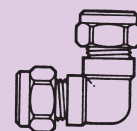
22 mm x 3/4"

22 mm x 1"

28 mm x 1"

L139 DR

Equal Elbow

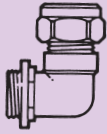


15 mm

22 mm

L145 DR

Male Iron Elbow



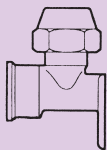
15 mm x 1/2"

22 mm x 3/4"

22 mm x 1"

L149 DR

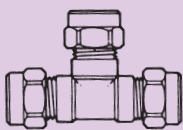
Wallplate Elbow



15 mm x 1/2"

L150 DR

Equal Tee



15 mm

22 mm

L916 DR

Stop End



15 mm

22 mm

General

L130

Straight Coupling

cu x cu



28 mm

35 mm

42 mm

54 mm

L130 TC

Swivel Couplings
cu x fi (Tap Connector)

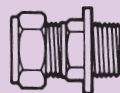


15 mm x 1/2"

22 mm x 3/4"

L134

Straight Adaptors
cu x mi Parallel



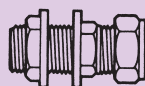
35 mm x 1 1/4"

42 mm x 1 1/2"

54 mm x 2"

L135

Straight Adaptors
cu x mi Extended Thread
c/w Back Nut



15 mm x 1/2"

22 mm x 3/4"

28 mm x 1"

35 mm x 1 1/4"

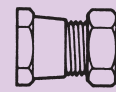
42 mm x 1 1/2"

54 mm x 2"

L138

Straight Adaptors

cu x fi



35 mm x 1 1/4"

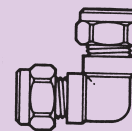
42 mm x 1 1/2"

54 mm x 2"

L139

Equal Elbows

cu x cu



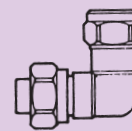
35 mm

42 mm

54 mm

L139 TC

Swivel Elbows
cu x fi
(Tap Connector)

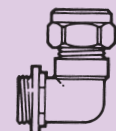


15 mm x 1/2"

22 mm x 3/4"

L145

Elbows
cu x mi Parallel



35 mm x 1 1/4"

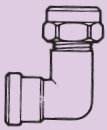
42 mm x 1 1/2"

54 mm x 2"

Lamontite Standard Size Brass and DZR Compression Fittings Type 'A' – General Range

L147

Elbows
cu x fi



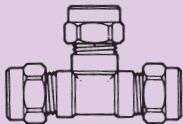
35 mm x 1 1/4"

42 mm x 1 1/2"

54 mm x 2"

L150

Equal Tees
cu x cu x cu



28 mm

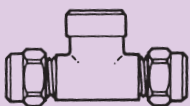
35 mm

42 mm

54 mm

L167

Tees
cu x cu x fi



15 x 15 mm x 1/2"

22 x 22 mm x 3/4"

L901

Cap Nuts



15 mm

22 mm

28 mm

35 mm

42 mm

54 mm

L902

Blank Nuts
c/w washers



15 mm

22 mm

28 mm

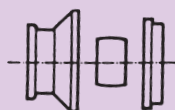
35 mm

42 mm

54 mm

L908

Reducing Sets



28 x 15 mm

28 x 22 mm

35 x 15 mm

35 x 22 mm

35 x 28 mm

42 x 15 mm

42 x 22 mm

42 x 28 mm

42 x 35 mm

54 x 15 mm

54 x 22 mm

54 x 28 mm

L913

Brass Flanged
Back Nuts



1/2"

3/4"

1"

1 1/4"

1 1/2"

1 3/4"

2"

L916

Stop Ends



28 mm

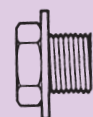
35 mm

42 mm

54 mm

L932

Brass Flanged Plugs



1/2"

3/4"

1"

1 1/4"

1 1/2"

2"