


Valves, Holderbats & Clyde Traps

Valves, Holderbats & Clyde Traps



1212 Ballcock GM



1/2"

3/4"

1"

1 1/4"

1 1/2"


2"

2 1/2"

3"

4"

Ball Floats



NEW
for 2014

4 1/2" plastic

6" plastic

8" plastic

10" copper

12" copper

14" copper

16" copper

Gate Valve

c x c Brass



15 mm

22 mm

28 mm

35 mm

42 mm

54 mm

Gate Valve

c x c DZR



15 mm

22 mm

28 mm

35 mm

42 mm

54 mm

Gate Valve

L/S c x c Brass



15 mm

22 mm

28 mm

35 mm

42 mm

54 mm

Gate Valve

L/S c x c DZR



15 mm

22 mm

28 mm

35 mm

42 mm

54 mm

Gate Valve

f x f DZR



1/2"

3/4"

1"

1 1/4"

1 1/2"

2"

2 1/2"

3"

4"

Gate Valve

L/S f x f DZR



1/2"

3/4"

1"

1 1/4"

1 1/2"

2"

Stopcock

c x c DZR



15 mm

22 mm

28 mm

35 mm

42 mm

54 mm

Valves, Holderbats & Clyde Traps

Valves, Holderbats & Clyde Traps

Stopcock

L/S c x c DZR



15 mm
22 mm
28 mm

Swing Check Valve



1/2"
3/4"
1"
1 1/4"
1 1/2"
2"
2 1/2"
3"
4"

Nippling Rod

(1 metre length)

1/4"
3/8"
m10

Bib Tap



1/2"
3/4"

NEW
for 2014

Flexi Hose

Insulated or Uninsulated



Ball Lever Valve

GM (Gas Board Approved)



1/2"
3/4"
1"
1 1/4"
1 1/2"
2"
2 1/2"
3"
4"

Ball Valve DZR

copper x copper
Lever Handle



15 mm
22 mm
28 mm

Ball Valve DZR


copper x copper
Screwdriver Slot



15 mm
22 mm
28 mm

Backplate

(Malleable iron)



1/4"
3/8"
m10

Double Check Valve

c x c



15 mm
22 mm
28 mm
35 mm
42 mm
54 mm

Double Check Valve

f x f



1/2"
3/4"
1"
1 1/4"
1 1/2"
2"

Washing Machine Valve



15 mm x 3/4"

Washing Machine Tee



15 mm x 3/4"

Scottish Pattern Sludge Cock



15 mm
22 mm

Y Strainer



1/2" - 2"
15 mm - 22 mm

Available as Bronze cxc and fxf, E

Bellows

Tied or Untied



15 mm-250 mm

Single Piping (Brass) bsp or M10




15 mm
22 mm
28 mm
35 mm
42 mm
54 mm
67 mm
76 mm
108 mm

Holderbat (Brass) bsp or M10



15 mm
22 mm
28 mm
35 mm
42 mm
54 mm

Solder MT Cock



NEW for 2014 1/2" solder

Screwed --MT Cock



NEW for 2014 1/2" bsp threaded
3/4" bsp threaded

Copper P trap



1 1/4"
1 1/2"
2"

Copper S trap



1 1/4"
1 1/2"
2"

Chrome P trap



1 1/4"
1 1/2"
2"

Chrome S trap



1 1/4"
1 1/2"
2"